


Instructions

1. Cut cover out.
2. Fold cover in half with printed-side out.
3. Fold 'flaps' over front cover.
4. Unfold cover
5. Place printed-side down on a flat surface

Flap

MILWAUKEE'S BLACK CHRONICLES THREE



- | | | | |
|---------------------------|--------|--------------------------------------|--------|
| 1. night gives you reason | (4:22) | 9. September Day | (5:29) |
| 2. Nobody's Gnome | (1:43) | 10. Stop Staring | (0:57) |
| 3. nocturnal discovery | (4:38) | 11. Thick Thicket of Thorns | (8:14) |
| 4. oops | (2:10) | 12. Trippin' in September | (4:48) |
| 5. pain | (5:03) | 13. ultraviolet | (3:45) |
| 6. Regis Don't Know | (6:32) | 14. where did the knife
come from | (6:34) |
| 7. rubble | (3:58) | 15. zazz | (4:21) |
| 8. Sacrifices | (3:59) | | |



All contents ©2007 Dark World International unless
otherwise stated. All rights reserved



Visit the Official Website at
<http://www.darkworld.com>

dp|f

MILWAUKEE'S BLACK CHRONICLES THREE

6. Place CD on unprinted-side, centered
between 'flaps'.
7. Bend 'flaps' loosely over CD.
8. Bend front cover over 'flaps'.
9. Tape front cover to 'flaps'.